

# Night Owl Anonymisation Guide



# Contents

---

Types of anonymisation	3
Single person view	3
Pixelation	4
Bathroom Door Pixelation	5

# Types of anonymisation

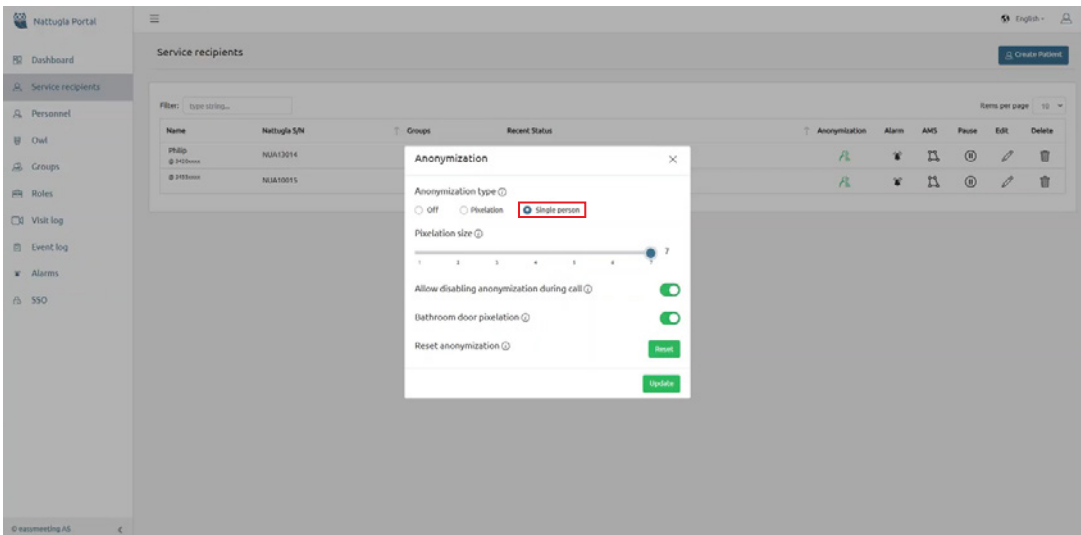
Night Owl offers two ways of using anonymisation for digital visual care:

- Single person view
- Pixelation

Night Owl also offers deactivation of anonymisation during a digital visit and the ability to pixelate the bathroom door during digital visits.


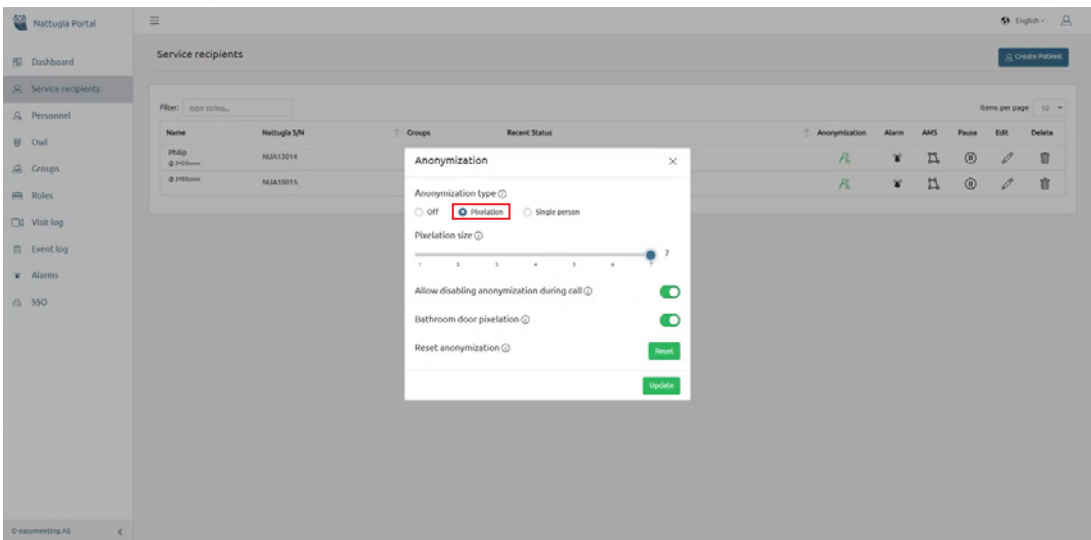
- **Single person view**

This mode focuses on applying anonymization to a specific individual within the visual frame. It involves masking or obscuring the identity of the person selected, using purple masking. This ensures that one particular person is anonymized while keeping the surroundings in a clear view.



- **Pixelation**

This method involves blurring or distorting the visual representation of a person or object through pixelation. The effect is achieved by transforming detailed images into coarse blocks of pixels, making it difficult to recognize details such as faces or other identifying features. This view is useful for generic anonymization when all details need to be obscured, and you can adjust the level of pixelation between level 1-7 to control how much detail is obscured.



- Bathroom Door Pixelation

There is a feature available for the bathroom door that pixelates the bathroom door during a digital visit. This makes it impossible to see what is going on in the bathroom during a digital visit, to enhance privacy for the care recipient.

Anonymization ✕

Anonymization type ⓘ  
 Off  Pixelation  Single person

Pixelation size ⓘ  
1 2 3 4 5 6 7 4

Allow disabling anonymization during call ⓘ

Bathroom door pixelation ⓘ

Reset anonymization ⓘ

